



## SWINGBO® VTi XL system wheelchair for adolescents with 45° tilt

Crash tested according to ISO 7176-19 and RESNA WC-4:2012: Section 19

Order form incl. Exportprices (€) valid until 31.12.2021, release date 02/2021

<input type="checkbox"/> Offer	<input type="checkbox"/> Order
Order number / reference	Date
<b>Invoice address</b>	
Company	Customer number
Street	City, Zip code
E-Mail	Telephone
Fax	
<b>Delivery address</b>	
Company	
Street	City, Zip code



### Basic configuration

#### Mobility base

- Aluminium rigid frame with centre of gravity tilt in space
- Wheel base adjustable in 2,5 cm steps
- Wheel guards and **HOGGI** light brakes
- Double wall rear wheels incl. push rims with light weight tires, detachable by quick release axles
- Wheel camber selectively 3°, 6° or 9°

#### Seat unit

- Adjustable seat height
- Push-handle or push-bar included
- Adjustable tilt in space: -5° to +45°  
The tilt mechanism can be limited if the seat height is low, the active degree is low or if the armrests are adjusted lowly.
- Seat depth adjustable by apx. 12 cm
- Choice of seat widths 36, 40 & 44 cm
- Maximum load 75 kg

### Minimum information (Without this information your order can not be handled.)

Frame colour  (see table "Frame colours")

Seat width\* in cm  36  40  44

Camber  3°  6°  9°

\* see table "seat measurements, wheel combinations and seat heights"

Seat height \*  (41 - 51 cm)

with base frame  low or  high

### Presettings

Seat depth (SD) <sup>4</sup>  (34 - 50 cm)

Lower length leg (LLL)  (20 - 41 cm)

Back angle range <sup>1</sup>  75° - 115°  80° - 120°

Back height <sup>4</sup>  (43 - 63 cm)

Push-handle- and back angle: <sup>2</sup>  85°  90°  95°  100°  105°

Active degree <sup>3</sup>  (0 - 10 cm)

<sup>1</sup> for angle and height adjustable backrest only

<sup>2</sup> for foldable push handles / push bar only

<sup>3</sup> see figure "Active degree"

<sup>4</sup> see table "Seat measurements"

At missing specifications we will adjust to minimum sizes. The back angle to 80°-120°

**Basic variations**

with/or: Please select only one variant! SW = Seat width

	Orderno.	Colour	Description	Qty.	Price €
	<input type="checkbox"/> 3249-10SW		<b>SWINGBO® VTi XL chassis</b>	<b>1 pc</b>	
	<input checked="" type="checkbox"/> 3248-1800		Anti Tipper left and right	<b>01</b>	1 set incl.
with	<input type="checkbox"/> 3245-55SW		Push bar, detachable	<b>02</b>	1 set incl.
or	<input type="checkbox"/> 3245-56SW		Push handle, detachable	<b>03</b>	1 set incl.
or	<input type="checkbox"/> 3245-30SW		Push bar, foldable	<b>(upcharge) 04</b>	1 set
or	<input type="checkbox"/> 3245-35SW		Push handle, foldable	<b>(upcharge) 05</b>	1 set
or	<input type="checkbox"/> 3248-30SW		Push bar, foldable and angle adjustable	<b>(upcharge) 06</b>	1 set
	<input type="checkbox"/> 3249-7300		Tie down kit according to ISO 7176-19	<b>07</b>	1 set
	<input type="checkbox"/> 3245-5113S		Reinforced locking claws for push bar 3245-30SW and push handles 3245-35SW *	<b>(upcharge) 08</b>	1 set
			<b>* necessary if used with tie down kit</b>		
	<input type="checkbox"/> 3249-1530		Tilt mechanism support kit (recommended for load over 40 kg)		1 set

**Brakes, wheel cover and side parts**

with/or: Please select only one variant! SW = Seat width

	Orderno.	Colour	Description	Qty.	Price €
with	<input type="checkbox"/> 3249-1700		<b>HOGGI</b> light wheel locks	<b>09</b>	1 set incl.
or	<input type="checkbox"/> 3249-1750		Standard brakes <b>SWINGBO VTi XL</b>		1 set incl.
with	<input type="checkbox"/> 3248-160x		Wheel guards (2=22", 4=24"; at 3° camber: 3=22", 5=24" )		1 set incl.
			Wheel lock lever integrated in wheel guards		
or	<input type="checkbox"/> 3248-169x		(2=22", 4=24"; at 3° camber: 3=22", 5=24" )		1 set

**Aluminium fender**

	Order no.	Colour	Description	Qty.
with	<input type="checkbox"/> 3248-1698		Wheel guards aluminum in frame color, 22-24" with integrated wheel lock levers	<b>10</b>
or	<input type="checkbox"/> 3248-1699		Wheel guards luminum in frame color 22-24" with integrated wheel lock levers, wide for 3° camber	1 set

**Rear wheels, HOGGI light**

with/or: Please select only one variant!

	Orderno.	Colour	Description	Qty.	Price €
with	<input type="checkbox"/> 1296-0xxx		Rear wheel <b>HOGGI</b> light	<b>11</b>	1 set incl.
or	<input type="checkbox"/> 1296-1xxx		Rear wheel with drum brake	<b>(upcharge) 12</b>	1 set
or	<input type="checkbox"/> 1296-x3xx		22" wheel diameter		1 set incl.
or	<input type="checkbox"/> 1296-x4xx		24" wheel diameter		1 set incl.
with	<input type="checkbox"/> 1296-xx1x		Pneumatic tires 1"		1 set incl.
or	<input type="checkbox"/> 1296-xx2x		Flat free tires(20x1 3/8", 22x1" und 24x1")		1 set incl.
with	<input type="checkbox"/> 1296-xxx0		Without push rims		
or	<input type="checkbox"/> 1296-xxx1		Push rims aluminium anodised, "standard" mounting	<b>13</b>	1 set incl.
or	<input type="checkbox"/> 1296-xxx2		Push rims aluminium anodised, "high" mounting	<b>14</b>	1 set incl.
or	<input type="checkbox"/> 1296-xxx3		Push rims stainless steel, "standard" mounting	<b>(upcharge) 15</b>	1 set
or	<input type="checkbox"/> 1296-xxx4		Push rims stainless steel, "high" mounting	<b>(upcharge)</b>	1 set
with	<input type="checkbox"/>		Push rim mounting wide		
	<input type="checkbox"/>		Push rim mounting narrow		

**Spoke guard**

with/or: Please select only one variant!

	Orderno.	Colour	Description	Qty.	Price €
	<input type="checkbox"/> 1204-101x		Spoke guard, transparent (2=20", 3=22", 4=24")	<b>16</b>	1 set
	<input type="checkbox"/> 1204-101x		Spoke guard, transparent, for drum break wheels (8=22", 9=24")		1 set
	<input type="checkbox"/> 1204-101x		Spoke guard printed (3=22", 4=24") *	<b>17</b>	1 set
	<input type="checkbox"/> 1204-101x		Spoke guard printed, for drum break wheels (8=22", 9=24") *		1 set
			<b>* please enter code of your print design, see attachment or brochure "spoke guard"</b>		
			<b>* printed spoke guards are not available for 20" wheels</b>		

**Front castors**

with/or: Please select only one variant!

	Orderno.	Colour	Description	Qty.	Price €
with	<input type="checkbox"/> 1250-1002S		Wheel with rubber tire, black 100x32	<b>18</b>	1 set incl.
or	<input type="checkbox"/> 1250-1003S		Wheel with rubber tire, black 125x32		1 set incl.
or	<input type="checkbox"/> 1250-1005S		Wheel with rubber tire, black 140x40		1 set incl.
or	<input type="checkbox"/> 1249-1005		Skater wheel with LED 100x24	<b>(upcharge) 19</b>	1 set
or	<input type="checkbox"/> 1249-1006		Skater wheel with LED 125x24	<b>(upcharge)</b>	1 set
or	<input type="checkbox"/> 1221-1003		PU-wheel with plastic design rim 100x34	<b>(upcharge) 20</b>	1 set
or	<input type="checkbox"/> 1221-1004		PU-wheel with plastic design rim 125x34	<b>(upcharge)</b>	1 set
or	<input type="checkbox"/> 1221-1001		PU-wheel with design rim 100x32	<b>(upcharge)</b>	1 set
or	<input type="checkbox"/> 1221-1002		PU-wheel with design rim 125x32	<b>(upcharge)</b>	1 set

**Accessories**

with/or: Please select only one variant! SW = Seat width

	Orderno.	Colour	Description	Qty.	Price €
<input type="checkbox"/>	3245-24SW	015	Seat panel	21	1 set
<input type="checkbox"/>	3249-6502	306	Straight hip supports size (250 x 110 mm), SW 36 - 44 *	22	1 pair
<b>* Hip supports reduce the maximum seat width by 3 cm</b>					
<input type="checkbox"/>	3231-7900	323	Abduction block, size 2, swing away (LWH 11x8x10 cm)	23	1 pc.
<input type="checkbox"/>	3233-7800	323	Abduction block, size 3, swing away (LWH 13x9x10 cm)		1 pc.
<input type="checkbox"/>	3245-29SW		Back panel angle- and height adjustable* in frame colour	24	1 set
<b>* in combination with detachable push handle / push bar only</b>					
<input type="checkbox"/>	3245-32SW		Back, trough shaped and height adjustable* in frame colour	25	1 set
<b>* in combination with push handle / push bar foldable and angle adjustable</b>					

**Accessories**

with/or: Please select only one variant! SW = Seat width

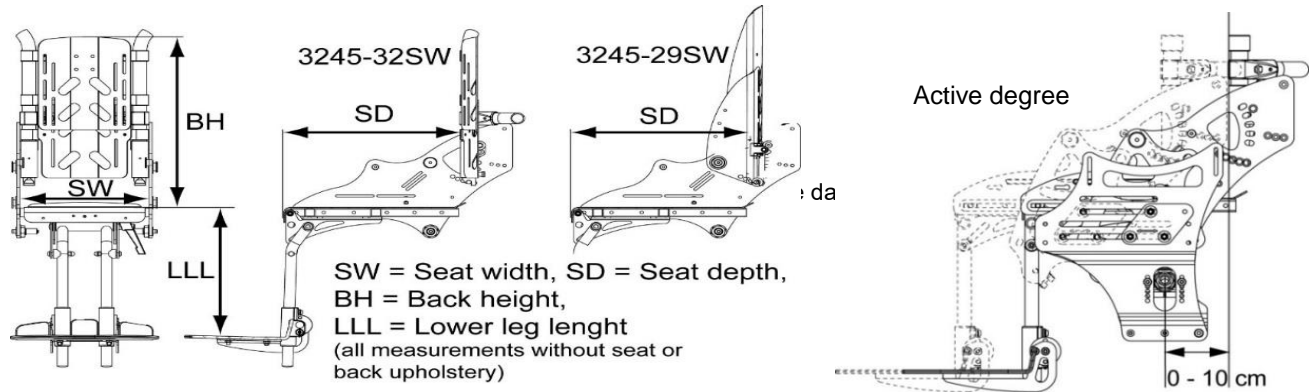
	Orderno.	Colour	Description	Qty.	Price €
<input type="checkbox"/>	3245-3310		Four gripper clamps D25 with fasteners to arm blank sheet on the back tube	26	1 set
<input type="checkbox"/>	3245-4005	015	Foot rest hanger 90°, LLL short 20 - 36 cm	27	1 set
<input type="checkbox"/>	3245-4006	015	Foot rest hanger 90°, LLL long 20 - 41 cm *		1 set
<input type="checkbox"/>	3245-4007	015	Foot rest hanger angle adjustable, 85-160°, LLL short 20 - 36 cm	28	1 set
<input type="checkbox"/>	3245-4008	015	Foot rest hanger angle adjustable, 85-160°, LLL long 20 - 41 cm *		1 set
with	<input type="checkbox"/>	3245-4302	Foot rest bracket angle adjustable, flip up type	29	1 set incl.
or	<input type="checkbox"/>	3245-4303	Foot rest bracket angle adjustable, with interlocking (upcharge)	30	1 set
with	<input type="checkbox"/>	3245-44SW	Foot rest	31	1 pc.
or	<input type="checkbox"/>	3245-45SW	Foot rest with heel stop	32	1 pc.
<input type="checkbox"/>	3245-4003	015	Single foot rest hanger, separat angle adj. 85-160°, LLL short 20-36 cm	33	1 set
or	<input type="checkbox"/>	3245-4004	Single foot rest hanger, separat angle adj. 85-160°, LLL long 20-41 cm *		1 set
with	<input type="checkbox"/>	3245-46SW	Two single footplates in boat shape	34	1 set
<b>* applicable up from seat height 45 cm</b>					
<input type="checkbox"/>	1204-1016		Push-rim cover in silicone black fluted 22"	35	1 set
<input type="checkbox"/>	1204-1017		Push-rim cover in silicone black fluted 24"		1 set
<input type="checkbox"/>	3243-7603	306	Head support standard with upholstery	36	1 pc.
<input type="checkbox"/>	3201-3830		Headrest bracket "universal" (for 3245-7800 or third-party products)	37	1 pc.
<input type="checkbox"/>	3245-7800	306	Head support with occiput upholstery incl. mount. bracket	38	1 pc.
<input type="checkbox"/>	3245-6802	306	Thoracic support *, particular adjustable, 12x13x2 cm	39	1 set
<b>* in combination with angle and height adjustable back 3245-29SW only</b>					
<input type="checkbox"/>	3246-68SB	306	Thoracic support, adjusted to back panel trough shaped (size 12x13x2 cm)		1 set
<input type="checkbox"/>	3245-6401	306	Chest-/ thoracic support, size 1, length 33 - 43 cm *	40	1 pc.
<input type="checkbox"/>	3245-6402	306	Chest-/ thoracic support, size 2, length 39 - 49 cm *		1 pc.
<input type="checkbox"/>	3245-6403	306	Chest-/ thoracic support, size 3, length 45 - 55 cm *		1 pc.
<b>* chest measurement measured up from the back rest, in combination with angle and height adjustable back 3245-29SW only</b>					
<b>* by ordering these articles in combination with a back panel trough shaped SA-0295-MP must be taken additionally</b>					
<input type="checkbox"/>	3246-6200		Armrests, size 1, Height 14 - 21 cm*		1 pair
or	<input type="checkbox"/>	3246-6300	Armrests size 2, Height 19 - 26 cm*		1 pair
<b>* depending on seat height and seat angle, not all "armrestheights" are available</b>					
or	<input type="checkbox"/>	3246-6400	Armrests with tilt balancing size 1, height 15-23 cm	41	1 pair
or	<input type="checkbox"/>	3246-6500	Armrests with tilt balancing size 2, height 18-26 cm		1 pair
with	<input type="checkbox"/>	7000-0051	PU-Armrest pads, 235 mm long		1 pair incl.
or	<input type="checkbox"/>	7000-0052	PU-Armrest pads, 270 mm long		1 pair incl.
<input type="checkbox"/>	3240-8204		Therapy tray, size 4, SW 36 *	42	1 pc.
<input type="checkbox"/>	3240-8205		Therapy tray, size 5, SW 40 - 44 *		1 pc.
<b>* in combination with armrests only</b>					
<input type="checkbox"/>	3201-6100		Lap belt	43	1 pc.
<input type="checkbox"/>	3240-6703		<b>SWINGBO</b> ® 4-point lap belt size M (SW 28 - 34)	44	1 pc.
<input type="checkbox"/>	3240-6704		<b>SWINGBO</b> ® 4-point lap belt size L (SW 34 - 42)		1 pc.
<input type="checkbox"/>	3201-6400		Ankle hugger, size 1	45	1 pair
<input type="checkbox"/>	3203-6400		Ankle hugger, size 2		1 pair
<input type="checkbox"/>	3245-72SW	306	Back cushion, through shaped back black 2,5 cm thick, SW 36 - 44	46	1 pc.
<input type="checkbox"/>	3245-73SW	306	Back cushion black 2,5 cm thick, SW 36 - 44		1 pc.
<input type="checkbox"/>	3245-71SW	306	Seat cushion short 3 cm thick, SW 36 - 44	47	1 pc.
<input type="checkbox"/>	3245-77SW	306	Seat cushion 3 cm thick with cut out for hip support, SW 36 - 44		1 pc.

**Extra equipment**

with/or: Please select only one variant! SW = Seat width

Orderno.	Colour	Description	Qty.	Price €
<input type="checkbox"/> 3245-80SW	322	Contoured seat cushion, with abduction, leg and ischial support, with removable cushion cover, SW 36 - 44 *	<b>48</b>	1 pc.
<b>* not combinable with hip supports and abduction block</b>				
<input type="checkbox"/> SA-0286/2-KP		Abduction block 30 mm height extension kit *		1 set
<b>* only in combination with abduction block and contoured seat cushion</b>				
<input type="checkbox"/> 3245-9300	323	<b>SWINGBO®</b> canopy incl. adapter and rain protection, grey *	<b>49</b>	1 pc.
<b>* in combination with angle and height adjustable back 3245-29SW only</b>				
<input type="checkbox"/> SA-0183		Extension push-bar	<b>50</b>	
<input type="checkbox"/>		5 cm extension		
<input type="checkbox"/>		10 cm extension		
<input type="checkbox"/> SA-xxx		MAXGREPP push-rim or GOLZ Rehavolution rear wheels (Maxgrepp Original, Ergo Para or Ergo Para CP)	<b>51</b>	Price on request
<input type="checkbox"/> SA-0390		Upholstery in special colour (see table upholstery colours)		Price on request
<input type="checkbox"/> SA-0210		Frame in special color with RAL code	<b>(upcharge)</b>	1 pc.
<input type="checkbox"/> SA-0500-MP		Additional coating "silver glitter effect"	<b>(upcharge)</b>	1 pc.
<input type="checkbox"/> 6999-0014	060	Special Frame colour, Copper Gold	<b>(upcharge)</b>	1 pc.
<input type="checkbox"/> SA-0279/2-KP		<b>SWINGBO® VTI XL</b> outdoor front end *	<b>52</b>	1 pc.
<b>* additional costs for retrofitting</b>				
<input type="checkbox"/> SA-0306		SWINGBO® VTI tip assist	<b>53</b>	1 pc.
<input type="checkbox"/>		<input type="checkbox"/> on the left <b>or</b> <input type="checkbox"/> on the right		
<input type="checkbox"/> 3275-1910		Bumper wheels, CLEO and SWINGBO®VTi	<b>54</b>	1 pc.
<input type="checkbox"/> SA-0572-XXS-MP		Aluminum hand rim with plastic anti-slip coating, black, standard mounting	<b>(upcharge)</b>	<b>55</b> 1 pair
<input type="checkbox"/> SA-0572-XXH-MP		Aluminum hand rim with plastic anti-slip coating, black, high mounting	<b>(upcharge)</b>	1 pair
<input type="checkbox"/> SA-0572-F-MP		Plastic anti-slip coating in custom colour: Pure white (RAL 9010), Silver grey (RAL 7001), Sky blue (RAL 5015), Traffic red (RAL 3020), Pure orange (RAL 2004)	<b>(upcharge)</b>	<b>56</b> 1 pair
<input type="checkbox"/> SA-0315/3-MP		Reconstruction SWINGBO® VTI for ProAktiv One hand drive	<b>57</b>	1 pc.
<input type="checkbox"/> SA-0158-KP		Calf upholstery suitable to SW	<b>(upcharge)</b>	1 pc.
<input type="checkbox"/> SA-0463-MP		Adjustment to the SHERPA Vario Footrest system *	<b>(upcharge)</b>	1 pc.
<b>* applicable up from SW36</b>				
<input type="checkbox"/> SA-0495-MP		Ball grip for integrated brakes	<b>(upcharge)</b>	<b>58</b> 1 set

## How to measure



## Seat measurements

<b>Seat width (SW)</b>	36	40	44
<b>Mounting width between the seat adaptor plates</b>	35,5	39,5	43,5
<b>Seat depth</b>	34 - 46	38 - 50	38 - 50
<b>Backrest height 3245-29SW</b>	45 - 54	50 - 59	54 - 63
<b>Backrest height 3245-32SW</b>	43 - 55	45 - 57	48 - 60

\*reduction of the seat-width between the pivot points by 2 cm if you are selecting article 3248(9)-30SB or 3245-29SB

## Wheel combinations and seat heights

Front castors	Wheel diameter 100 mm			Wheel diameter 125 mm			Wheel diameter 140 mm					
		Camber 3°	6°	9°		Camber 3°	6°	9°		Camber 3°	6°	9°
Rear wheels <b>22 x 1"</b>  Base frame high	<input type="checkbox"/> Seat height 44	K	K	K	<input type="checkbox"/> Seat height 44	o	o	o	<input type="checkbox"/> Seat height 44	o	o	o
	<input type="checkbox"/> Seat height 45	K	K	K	<input type="checkbox"/> Seat height 45	K	K	K	<input type="checkbox"/> Seat height 45	o	K	o
	<input type="checkbox"/> Seat height 46	K	K	K	<input type="checkbox"/> Seat height 46	K	K	K	<input type="checkbox"/> Seat height 46	K	K	K
	<input type="checkbox"/> Seat height 47	K	K	K	<input type="checkbox"/> Seat height 47	K	K	K	<input type="checkbox"/> Seat height 47	K	K	K
	<input type="checkbox"/> Seat height 48	K	K	K	<input type="checkbox"/> Seat height 48	K	K	K	<input type="checkbox"/> Seat height 48	K	K	K
	<input type="checkbox"/> Seat height 49	o	o	o	<input type="checkbox"/> Seat height 49	K	o	o	<input type="checkbox"/> Seat height 49	K	o	o
Rear wheels <b>24 x 1"</b>  Base frame high	<input type="checkbox"/> Seat height 45	K	K	K	<input type="checkbox"/> Seat height 45	K	K	K	<input type="checkbox"/> Seat height 45	o	o	o
	<input type="checkbox"/> Seat height 46	K	K	K	<input type="checkbox"/> Seat height 46	K	K	K	<input type="checkbox"/> Seat height 46	K	K	K
	<input type="checkbox"/> Seat height 47	K	K	K	<input type="checkbox"/> Seat height 47	K	K	K	<input type="checkbox"/> Seat height 47	K	K	K
	<input type="checkbox"/> Seat height 48	K	K	K	<input type="checkbox"/> Seat height 48	K	K	K	<input type="checkbox"/> Seat height 48	K	K	K
	<input type="checkbox"/> Seat height 49	K	K	K	<input type="checkbox"/> Seat height 49	K	K	K	<input type="checkbox"/> Seat height 49	K	K	K
	<input type="checkbox"/> Seat height 50	L	L	L	<input type="checkbox"/> Seat height 50	K	K	o	<input type="checkbox"/> Seat height 50	K	K	K
Rear wheels <b>22 x 1"</b>  Base frame low	<input type="checkbox"/> Seat height 41	o	o	K	<input type="checkbox"/> Seat height 41	o	o	K	<input type="checkbox"/> Seat height 41	o	o	K
	<input type="checkbox"/> Seat height 42	o	o	K	<input type="checkbox"/> Seat height 42	o	o	K	<input type="checkbox"/> Seat height 42	o	o	K
	<input type="checkbox"/> Seat height 43	o	K	L	<input type="checkbox"/> Seat height 43	o	K	K	<input type="checkbox"/> Seat height 43	o	K	K
	<input type="checkbox"/> Seat height 44	L	L	L	<input type="checkbox"/> Seat height 44	L	K	K	<input type="checkbox"/> Seat height 44	L	K	K
	<input type="checkbox"/> Seat height 45	L	L	L	<input type="checkbox"/> Seat height 45	L	L	L	<input type="checkbox"/> Seat height 45	L	L	K
	<input type="checkbox"/> Seat height 46	L	L	L	<input type="checkbox"/> Seat height 46	L	L	L	<input type="checkbox"/> Seat height 46	L	L	L
Rear wheels <b>24 x 1"</b>  Base frame low	<input type="checkbox"/> Seat height 44	o	o	L	<input type="checkbox"/> Seat height 44	o	o	L	<input type="checkbox"/> Seat height 44	o	o	o
	<input type="checkbox"/> Seat height 45	L	L	L	<input type="checkbox"/> Seat height 45	L	L	L	<input type="checkbox"/> Seat height 45	o	o	L
	<input type="checkbox"/> Seat height 46	L	L	L	<input type="checkbox"/> Seat height 46	L	L	L	<input type="checkbox"/> Seat height 46	L	L	L
	<input type="checkbox"/> Seat height 47	L	L	L	<input type="checkbox"/> Seat height 47	L	L	L	<input type="checkbox"/> Seat height 47	L	L	L
	<input type="checkbox"/> Seat height 48	L	L	L	<input type="checkbox"/> Seat height 48	L	L	L	<input type="checkbox"/> Seat height 48	L	L	L
	<input type="checkbox"/> Seat height 49	L	L	L	<input type="checkbox"/> Seat height 49	L	L	L	<input type="checkbox"/> Seat height 49	L	L	L
	<b>L</b> 1281-1011 Long wheel fork 1 set incl.			<b>K</b> 1281-1010 Short wheel fork 1 set incl.			<b>o</b> not available					

(Seat height measurements are approximate values, tolerance +/- 10mm)



## Frame colours

<b>001</b> Black (RAL 9005)	<b>020</b> Yellow green (RAL 6018)	<b>028</b> Pearl violet (RAL 4011)	<b>053</b> Light green (RAL 6027)
<b>002</b> Silver	<b>021</b> Grey aluminium (RAL 9007)	<b>029</b> Pearl beige (RAL 1035)	<b>054</b> Ocean blue (RAL 5020)
<b>003</b> Pearl ruby red (RAL 3032)	<b>022</b> White (RAL 9003)	<b>032</b> Black dull matt (RAL 9005)	<b>056</b> Turquoise blue (RAL 5018)
<b>004</b> Pearl night blue (RAL 5026)	<b>023</b> Pure orange (RAL 2004)	<b>039</b> Signal violet (RAL 4008)	<b>057</b> Iron sparkling dark light
<b>005</b> Pearl gentian blue (RAL 5025)	<b>024</b> Sparkling iron effect	<b>040</b> Night blue (RAL 5022)	<b>058</b> Salmon orange (RAL 2012)
<b>017</b> Traffic yellow (RAL 1023)	<b>025</b> Signal blue (RAL 5005)	<b>047</b> Luminous yellow (RAL 1026)	<b>059</b> Pastel blue (RAL 5024)
<b>018</b> Flame red (RAL 3000)	<b>026</b> Vermillion (RAL 2002)	<b>048</b> Luminous red (RAL 3024)	
<b>019</b> Sky blue (RAL 5015)	<b>027</b> Heather violet (RAL 4003)	<b>050</b> White matt (RAL 9003)	

**SA-0500-MP** additional coating "silver glitter effect", **Upcharge**

**SA-0210-MP** Special colours on request (Enter RAL code  **Upcharge**

## Upholstery colours

<b>306 and 322</b> Black checked	<b>321</b> Spacer fabric ( <b>special colour</b> )
	<b>323</b> Iron grey ( <b>special colour</b> )
	<b>334</b> Sand ( <b>special colour</b> )
	<b>335</b> Turquoise ( <b>special colour</b> )
	<b>336</b> Pink ( <b>special colour</b> )
	<b>314</b> Red ( <b>special colour</b> )

## Spoke guard



### Colour code

<b>201</b>	<b>HOGGI</b> blue	<b>205</b>	Train
<b>202</b>	Wonderland	<b>206</b>	Dragon
<b>203</b>	Mouse	<b>207</b>	Circus
<b>204</b>	Water world		

\* for detailed images see attachment or brochure "spoke guard"

# CONFIGURATIONS // ACCESSORIES // SWINGBO® VTi XL



01 Double anti tippers



02 Push bar, detachable



03 Push handles, detachable




04 Push bar, foldable



05 Push handle, foldable



06 Push bar, foldable and angle adjustable



07 Tie down kit



08 Reinforced locking claws



09 HOGGI light brake



10 Aluminium fender with integr. brake system



11 Rear wheel HOGGI light



12 Rear wheel HOGGI light with drum brake



13 Push rims aluminium anodised, standard



14 Push rims aluminium anodised, high



15 Push rims stainless steel, standard



16 Spoke guard, transparent



17 Spoke guard, printed



18 Wheel with rubber tire




19 Skater wheel with LED



20 PU-wheel with plastic design rim



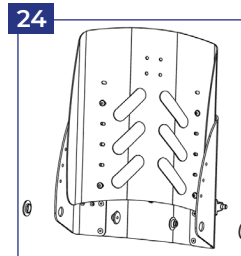
21 Seat panel



22 Hip supports



23 Abduction block



24 Back panel angle- and height adjustable



25 Back, trough shaped and height adjustable



26 Four gripper clamps



27 Foot rest hanger 90°



28 Foot rest hanger angle adjustable



29 Foot rest bracket, flip up type



30 Foot rest bracket with interlocking



# CONFIGURATIONS // ACCESSORIES // SWINGBO® VTi XL



Foot rest, flat



Foot rest with heel stop



Single foot rest hanger



Two single footplates in boat shape



Push-rim cover



Head support standard with upholstery



Headrest bracket universal



Head support with occiput upholstery



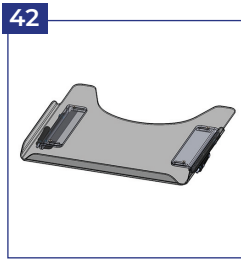
Thoracic support



Chest-/ thoracic support



Armrests with tilt balancing



Therapy tray



Lap belt




4-point lap belt



Ankle hugger



Back cushion



Seat cushion



Contoured seat cushion



Canopy



Extension push-bar



Maxgrepp Original push rims



Maxgrepp Ergo Para push rims



Maxgrepp Ergo Para CP push rims



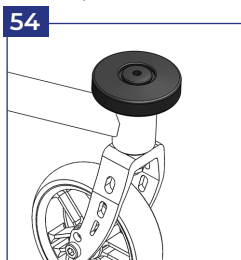
GOLZ Revelation wheels



Outdoor front end




Tip assist



Bumper wheels



Aluminum hand rim with plastic anti-slip coating



Aluminum hand rim with plastic anti-slip coating



One-hand drive of „ProActiv“



## CONFIGURATIONS // ACCESSORIES // SWINGBO® VTi XL

58



Ball grip for  
integrated brakes